

# DOWNLOAD PDF DOCUMENT



## DODGE DAKOTA BRAKE LIGH...

**DOWNLOAD DOCUMENT NOW**

**Updated:** 10/17/2017

---

### DISCLAIMER:

CHAUVIN.CO uses the following dodge dakota brake light wiring diagram book available for free PDF download which is also related with

### DODGE DAKOTA BRAKE LIGHT WIRING DIAGRAM

Many users wonder how to download dodge dakota brake light wiring diagram quickly and for free. We offer you such opportunity, but you have to fulfil several simple conditions - just follow this link, download the necessary program and pass a simple registration. It will take you a brace of shake. Then you will get an access to dodge dakota brake light wiring diagram and other files that will be useful for your study and job. Moreover, you can find lots of eBooks for professional reading as well as belles-lettres. So, follow the link below to get dodge dakota brake light wiring diagram in a couple of minutes. dodge dakota brake light wiring diagram is free to everyone who passes registration. This measure is needed to prevent endless attacks of hackers who aim to destroy our library. Therefore, we ask our users to spend several minutes on registration in order to get free access to dodge dakota brake light wiring diagram and other PDF files.

---

**DOWNLOAD NOW**

# DOWNLOAD PDF DOCUMENT

# DOWNLOAD PDF DOCUMENT

## DODGE DAKOTA BRAKE LIGH...

### [X0100 WIRING DIAGRAM](#)

X0100 Strike Interface Time Delay Module Power Wiring Diagram(24 VAC VDC; 250mA Max) 5 Amp Max NC (Normally Closed) To Electric Strike Common C (Common) +24 V NO (Normally Open) (Dry Contacts) 2 1 NC (Normally Closed) To Control Activation C (Common) NO (Normally Open) (Dry Contacts) 3 4 2 Amp Max Activation Common Note: This module does not provide an output voltage to drive an electric strike. ...

**File name:** X0100-Wiring-Diagram.pdf  
[Download now or Read Online](#)

### [BLOCK WIRING DIAGRAM FOR 2S-SS](#)

BLOCK WIRING DIAGRAM IWS-ABDS1. Without volume control2. With volume control Volume control should be auto transformer type control (SVC-W, SVC-I, RVC-W, RVC-I). The use of 8 ohm speakers is recommended. When A+B is selected, the net load to amplifier is 4 ohms.Dayton Audio PO Box 52 Springboro, OH 45066 300T575 ...

**File name:** 300-575-dayton-audio-iws-abds-block-wiring-diagram.pdf  
[Download now or Read Online](#)

### [MICROSOFT WORD - CORDONA WIRING DIAGRAM SBK- 4 2 NEG. 4 COILS.DOC](#)

Wiring diagram for engines with 4 coils, 2 negative wires from the CDI, and 4 +12vwires from the stock wiring harness.For 3 cyl. and single cyl. splice the number of Killbox yellows necessary and ground theremaining yellows. For Dyna 2000; connect one (any) yellow to orange and one otheryellow to gnd. The other 2 yellows are not used, should be cut.A GP Switch should be installed in the Pullswitch...

**File name:** cordona wiring diagram SBK- 4 2 neg. 4 coils.pdf  
[Download now or Read Online](#)

### [S80 WIRING DIAGRAM.CDR](#)

S80PRO Power Connections Fused 12V WIRING SCHEMATIC FOR S80PRO 86 Drawn from pin insertion side LAST UPDATED Note this connector has Three 18 11 2014 keyways in total NEEDS FIRMWARE Tel +44 (0)161 877 1419 V77.00 AND HIGHER Elec Dump Valve Fax +44 (0)161 877 7086 FOR ALL OPTIONS 85 Turbo Pressure Email office@dtafast.co.uk Aux 9 Tacho Cam Control Pump Relay Aux 7 Fuel Shift Light Fan Relay Idle V...

**File name:** S80 Wiring Diagram.pdf  
[Download now or Read Online](#)





















# DOWNLOAD PDF DOCUMENT

# DOWNLOAD PDF DOCUMENT

Here below another book similar with:

## DODGE DAKOTA BRAKE LIGH...

---

-  [dodge dakota brake light wiring diagram](#)
-  [dodge avenger brake light wiring diagram](#)
-  [dodge ram van brake wiring diagram](#)
-  [dodge sprinter tail light diagram](#)
-  [dodge durango electric fan wiring diagram](#)
-  [wiring diagram for dodge grand caravan](#)
-  [dodge stereo wiring diagram](#)
-  [97 dodge neon dash wiring diagram pdf](#)
-  [freightliner columbia brake light switch location](#)
-  [warning light symbol for dodge durango](#)
-  [spirit car journey to a dakota past](#)
-  [1997 ford f250 tail light wiring diagram](#)
-  [2001 dodge caravan engine wiring harness](#)
-  [chevy astro van brake line diagram](#)
-  [freightliner foot brake valve diagram](#)
-  [dodge b250 diagram](#)
-  [hino marker light wiring](#)
-  [block diagram of led solar street light](#)
-  [remove parking brake switch passat b6](#)
-  [94 freightliner brake switch location](#)

# DOWNLOAD PDF DOCUMENT