

# DOWNLOAD PDF DOCUMENT



## DODGE DURANGO ELECTRIC ...

**DOWNLOAD DOCUMENT NOW**

**Updated:** 10/16/2017

---

### DISCLAIMER:

CHAUVIN.CO uses the following dodge durango electric fan wiring diagram book available for free PDF download which is also related with

### DODGE DURANGO ELECTRIC FAN WIRING DIAGRAM

It is so easy to download dodge durango electric fan wiring diagram and hundreds of other files from our digital library. Which is more, you don't have to pay for this service. It is completely free! To start with you have to follow the link below, download the program and register on the site. It is fast. No money is needed. Then you get a free access to dodge durango electric fan wiring diagram and other PDF documents which can also be downloaded to your PC or other devices and used when needed. Don't think that we get some profit from registration. It is because of constant hackers' attacks that do harm to our library and prevent our users from downloading dodge durango electric fan wiring diagram and other files. Registration helps to make the process of using our eBook library more comfortable. When you pass the registration, you can get dodge durango electric fan wiring diagram immediately. So, if you or your friend needs dodge durango electric fan wiring diagram, just make simple steps and get as many books as you need for free

---

**DOWNLOAD NOW**

# DOWNLOAD PDF DOCUMENT

# DOWNLOAD PDF DOCUMENT

## DODGE DURANGO ELECTRIC ...

---

### [X0100 WIRING DIAGRAM](#)

X0100 Strike Interface Time Delay Module Power Wiring Diagram(24 VAC VDC; 250mA Max) 5 Amp Max NC (Normally Closed) To Electric Strike Common C (Common) +24 V NO (Normally Open) (Dry Contacts) 2 1 NC (Normally Closed) To Control Activation C (Common) NO (Normally Open) (Dry Contacts) 3 4 2 Amp Max Activation Common Note: This module does not provide an output voltage to drive an electric strike. ...

**File name:** X0100-Wiring-Diagram.pdf

[Download now or Read Online](#)

---

### [BLOCK WIRING DIAGRAM FOR 2S-SS](#)

BLOCK WIRING DIAGRAM IWS-ABDS1. Without volume control2. With volume control Volume control should be auto transformer type control (SVC-W, SVC-I, RVC-W, RVC-I). The use of 8 ohm speakers is recommended. When A+B is selected, the net load to amplifier is 4 ohms.Dayton Audio PO Box 52 Springboro, OH 45066 300T575 ...

**File name:** 300-575-dayton-audio-iws-abds-block-wiring-diagram.pdf

[Download now or Read Online](#)

---

### [MICROSOFT WORD - CORDONA WIRING DIAGRAM SBK- 4 2 NEG. 4 COILS.DOC](#)

Wiring diagram for engines with 4 coils, 2 negative wires from the CDI, and 4 +12vwires from the stock wiring harness.For 3 cyl. and single cyl. splice the number of Killbox yellows necessary and ground theremaining yellows. For Dyna 2000; connect one (any) yellow to orange and one otheryellow to gnd. The other 2 yellows are not used, should be cut.A GP Switch should be installed in the Pullswitch...

**File name:** cordona wiring diagram SBK- 4 2 neg. 4 coils.pdf

[Download now or Read Online](#)

---

### [S80 WIRING DIAGRAM.CDR](#)

S80PRO Power Connections Fused 12V WIRING SCHEMATIC FOR S80PRO 86 Drawn from pin insertion side LAST UPDATED Note this connector has Three 18 11 2014 keyways in total NEEDS FIRMWARE Tel +44 (0)161 877 1419 V77.00 AND HIGHER Elec Dump Valve Fax +44 (0)161 877 7086 FOR ALL OPTIONS 85 Turbo Pressure Email office@dtafast.co.uk Aux 9 Tacho Cam Control Pump Relay Aux 7 Fuel Shift Light Fan Relay Idle V...

**File name:** S80 Wiring Diagram.pdf

[Download now or Read Online](#)

---





















# DOWNLOAD PDF DOCUMENT

# DOWNLOAD PDF DOCUMENT

Here below another book similar with:

## DODGE DURANGO ELECTRIC ...

---

-  [dodge durango electric fan wiring diagram](#)
-  [dodge durango oem service repair workshop](#)
-  [warning light symbol for dodge durango](#)
-  [wiring diagram kitchen extractor fan](#)
-  [ceiling fan capacitor speed control wiring diagram](#)
-  [dodge dakota brake light wiring diagram](#)
-  [wiring diagram for dodge grand caravan](#)
-  [dodge avenger brake light wiring diagram](#)
-  [dodge stereo wiring diagram](#)
-  [dodge ram van brake wiring diagram](#)
-  [97 dodge neon dash wiring diagram pdf](#)
-  [single phase electric motor wiring diagram capacitor](#)
-  [dayton electric winch wiring diagram](#)
-  [table fan wiring data](#)
-  [2001 dodge caravan engine wiring harness](#)
-  [toyota electric truck 7hbw23 electrical wiring](#)
-  [dodge sprinter tail light diagram](#)
-  [dodge b250 diagram](#)
-  [electric start briggs stratton engine wire diagram](#)
-  [gui fan han zi zong he biao](#)

# DOWNLOAD PDF DOCUMENT